

**Report on Domestic Violence Related Homicides for Calendar Year 2020  
Reporting Requirements and Implementation**

**North Carolina Department of Public Safety**

At the request of the Department of Public Safety, the North Carolina State Bureau of Investigation collects this information from other law enforcement agencies, throughout the state. This information is simply collected and forwarded to the SBI voluntarily by those agencies. The SBI has not validated each claim individually.

**Reporting Requirements**

North Carolina General Statute 143B-901 directs all state and local law enforcement agencies to report specific information regarding domestic violence related homicides, to the NC Department of Public Safety. Pursuant to this statute, the NC State Bureau of Investigation has developed the Domestic Violence Related Homicide Report form, in consultation with the NC Council for Women/Domestic Violence Commission, the NC Sheriffs Association, and the NC Association of Chiefs of Police. Each law enforcement agency in North Carolina must complete a report for each domestic violence related homicide, committed within that agency's jurisdiction. The report is to be completed upon the filing of charges, or when charges would have been filed against the offender if other circumstances, (like the death of the offender) had not intervened. Reporting of domestic violence related homicides is an ongoing requirement for all state and local law enforcement agencies. The State Bureau of Investigation collects this information and reports it to the General Assembly, through the Secretary of the Department of Public Safety.

**§ 143B-901. Reporting system and database on certain domestic-violence-related homicides; reports by law enforcement agencies required; annual report to the General Assembly.**

The Department of Public Safety, in consultation with the North Carolina Council for Women/Domestic Violence Commission, the North Carolina Sheriffs' Association, and the North Carolina Association of Chiefs of Police, shall develop a reporting system and database that reflects the number of homicides in the State where the offender and the victim had a personal relationship, as defined by G.S. 50B-1(b). The information in the database shall also include the type of personal relationship that existed between the offender and the victim, whether the victim had obtained an order pursuant to G.S. 50B-3, and whether there was a pending charge for which the offender was on pretrial release pursuant to G.S. 15A-534.1. All State and local law enforcement agencies shall report information to the Department of Public Safety upon making a determination that a homicide meets the reporting system's criteria. The report shall be made in the format adopted by the Department of Public Safety. The Department of Public Safety shall report to the Joint Legislative Oversight Committee on Justice and Public Safety, no later than April 1 of each year, with the data collected for the previous calendar year. (2007-14, s. 2; 2014-100, ss. 17.1(g), (rr).)

## Report on Domestic Violence Related Homicides for Calendar Year 2020

### Statistics

There were 134 victims of domestic violence related homicide during calendar year 2020. This represents a 24.1% increase from the 108 individual victims reported for calendar year 2019. The 2020 incidents catalogued 131 offenders, which is 29 more offenders than was reported in 2019.

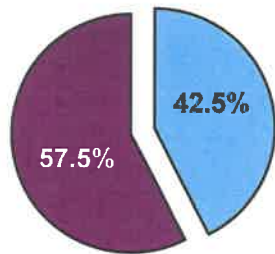
Additional information reported is as follows:

- ◆ 77 victims were female
- ◆ 57 victims were male
  
- ◆ 99 offenders were male
- ◆ 32 offenders were female
  
- ◆ Ten of the 134 victims in 2020 had previously taken out protective orders when the homicide occurred.
  
- ◆ Three of the offenders reported were participating in a pre-trial release program, for a crime of aggravated assault, when the homicide occurred.

Information in this report represents data submitted to the SBI by state and local law enforcement agencies as of March 15, 2021. Offender count may differ from the victim count because single victims may have more than one offender and one offender might have multiple victims.

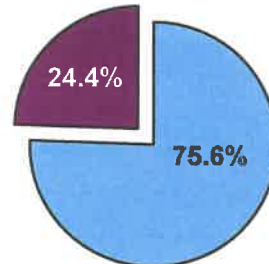
### Gender Percentages for Reported Data – Calendar Year 2020

Victim Gender			
Female		Male	
Ct	% Tot	Ct	% Tot
70	64.8	38	35.2



■ Male ■ Female

Off Gender			
Female		Male	
Ct	% Tot	Ct	% Tot
21	20.6	81	79.4

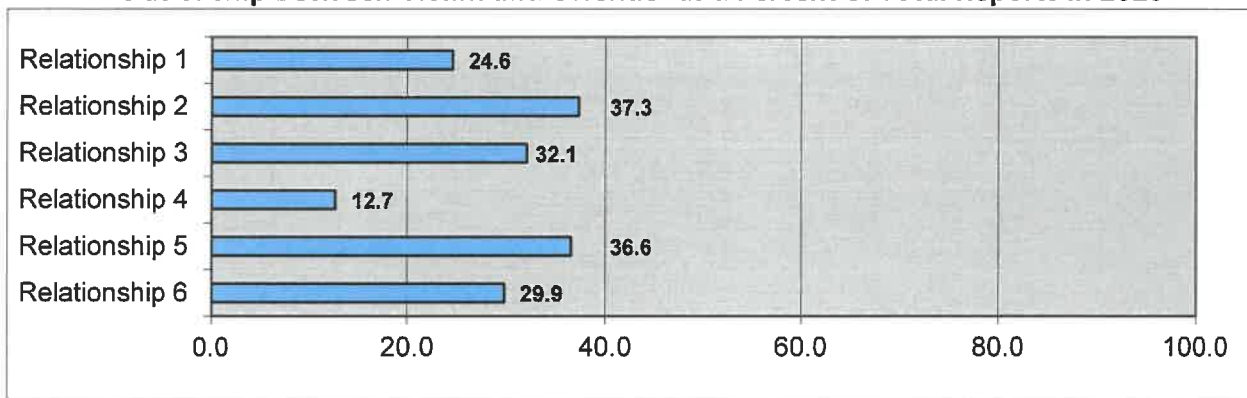


■ Male ■ Female

**Relationships Between Victim and Offender, as a Percent of Total Reports in 2020**  
 Relationships Defined in G.S. 50B-1(b)

R1		R2		R3		R4		R5		R6	
Count	% of Total	Count	% of Total	Count	% of Total	Count	% of Total	Count	% of Total	Count	% of Total
33	24.6%	50	37.3%	43	32.1%	17	12.1%	49	36.6%	40	29.9%

**Relationship Between Victim and Offender as a Percent of Total Reports in 2020**



**Relationship 1**

Current or former spouses

**Relationship 2**

Persons of opposite sex who live together, or have lived together

**Relationship 3**

Related as parents and children, including others acting in loco parentis to a minor child, or as grandparents and grandchildren

**Relationship 4**

Have a child in common

**Relationship 5**

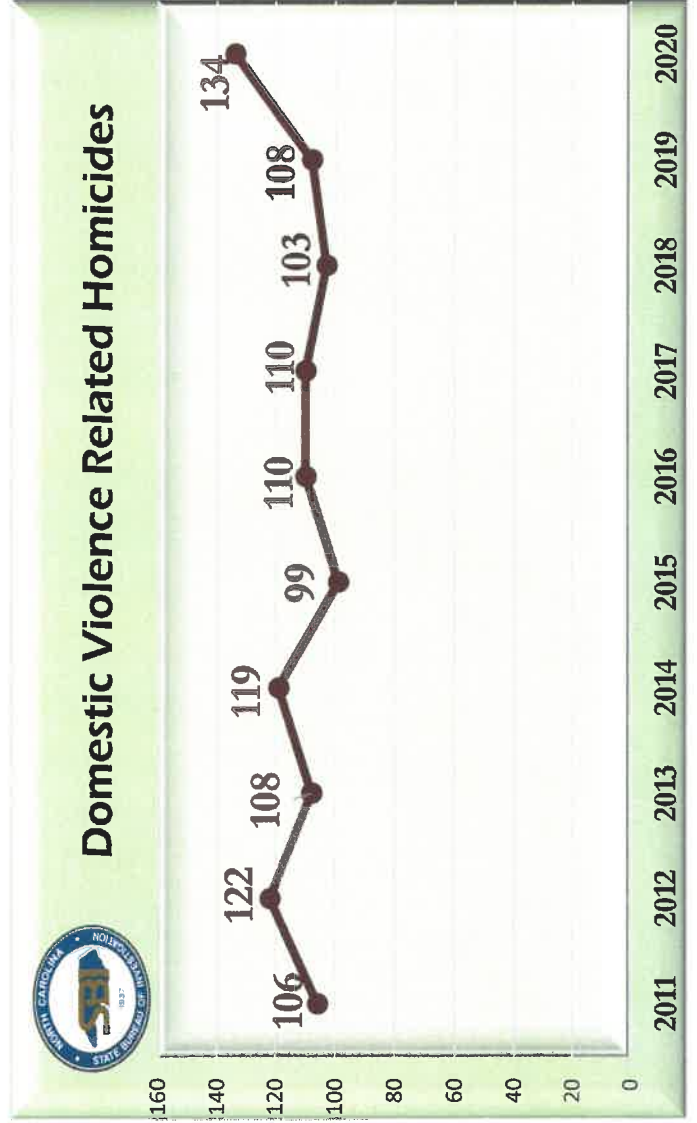
Current or former household members

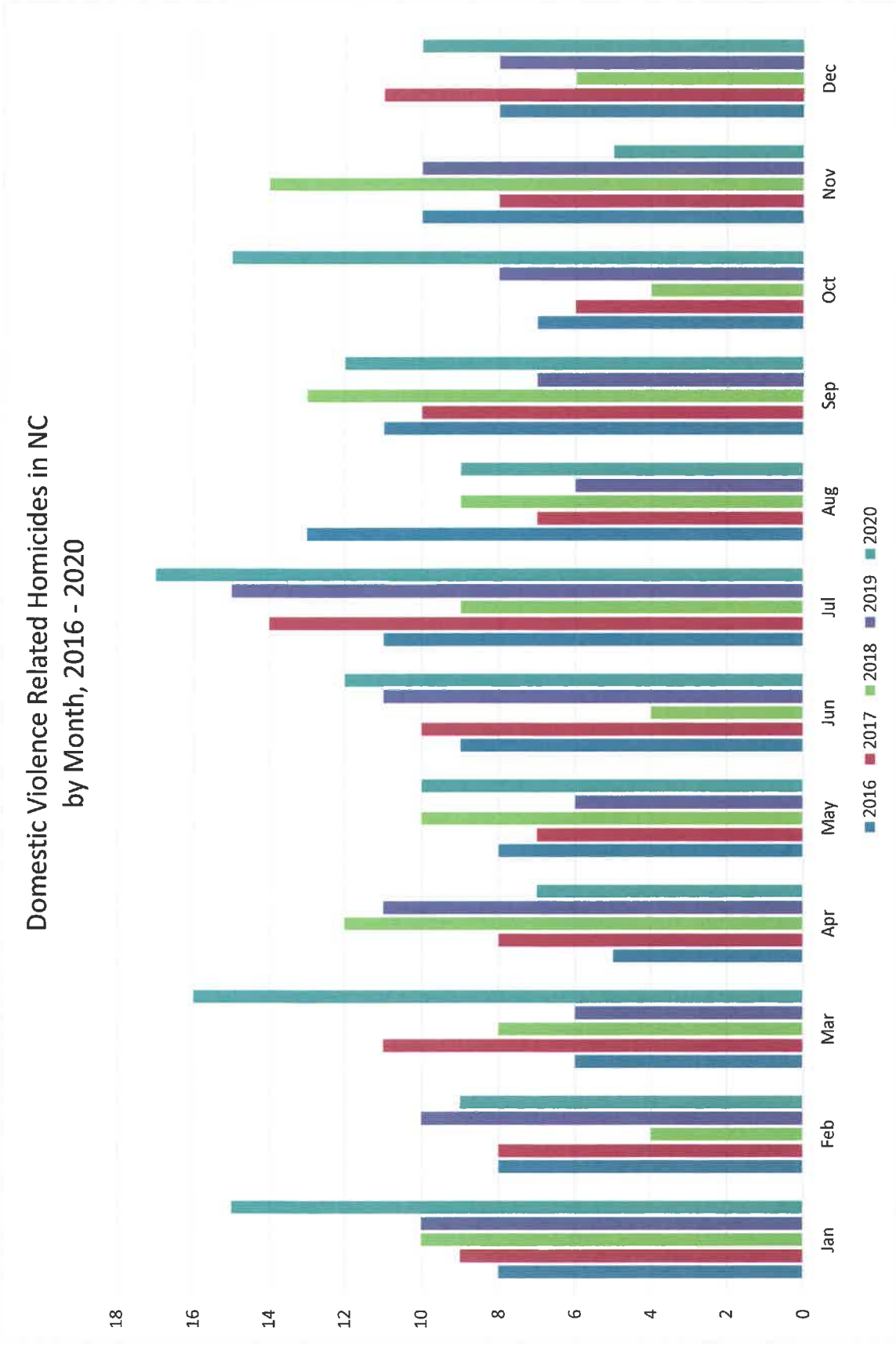
**Relationship 6**

Persons of the opposite sex who are in a dating relationship or have been in a dating relationship. A dating relationship is one wherein the parties are romantically involved over time, and on a continuous basis, during the course of the relationship. A casual acquaintance or ordinary fraternization between persons in a business or social context is not a dating relationship.

### Domestic Violence Related Homicides Monthly Totals, 2012 – 2020

	Jan	Feb	Mar	Apr	May	Jun	Jul	Aug	Sep	Oct	Nov	Dec
2011	6	5	7	7	11	8	10	10	9	10	9	12
2012	12	7	9	8	10	10	10	6	5	9	9	5
2013	17	7	6	7	12	16	6	9	18	12	9	10
2014	7	10	11	7	7	7	5	8	12	9	11	17
2015	7	11	4	6	7	4	10	9	10	7	6	10
2016	8	8	6	5	8	9	11	13	11	7	10	8
2017	9	8	11	8	7	10	14	7	10	6	8	11
2018	10	4	8	12	10	4	9	9	13	4	14	6
2019	10	10	6	11	6	11	15	6	7	8	10	8
2020	15	9	16	7	10	12	17	9	12	15	5	10





**Domestic Violence Related Homicides, By County  
2014 - 2020**

<b>County</b>	<b>2014</b>	<b>2015</b>	<b>2016</b>	<b>2017</b>	<b>2018</b>	<b>2019</b>	<b>2020</b>
Alamance	0	0	4	0	1	3	1
Alexander	2	0	3	0	0	3	2
Alleghany	1	0	0	0	0	0	1
Anson	1	0	2	1	1	1	0
Ashe	1	0	0	0	0	0	0
Avery	0	0	0	0	0	1	1
Beaufort	2	0	0	0	0	1	2
Bladen	1	2	1	1	0	0	0
Brunswick	1	0	2	0	1	1	3
Buncombe	2	1	5	2	4	1	3
Burke	4	2	0	0	2	1	0
Cabarrus	6	0	3	1	3	0	1
Caldwell	1	0	0	1	0	0	0
Camden	0	0	0	0	0	0	1
Carteret	1	0	0	0	1	2	1
Caswell	0	1	0	0	1	0	0
Catawba	1	2	6	2	4	3	0
Chatham	0	1	0	0	1	2	1
Cherokee	0	1	0	0	2	0	0
Cleveland	2	0	1	4	4	0	0
Columbus	0	2	0	0	1	1	0
Craven	0	2	1	4	0	1	10
Cumberland	6	2	5	8	6	6	10
Currituck	1	0	0	0	2	0	0
Dare	0	0	2	0	0	0	1
Davidson	3	2	0	2	0	0	2
Davie	2	0	0	0	1	0	1
Duplin	0	0	0	0	0	0	2
Durham	5	11	6	2	2	5	3
Edgecombe	4	0	2	0	0	0	0
Forsyth	4	2	1	1	5	7	6
Franklin	0	2	0	2	0	0	1
Gaston	2	3	4	1	0	0	4
Gates	0	0	0	0	0	1	0
Graham	0	0	0	0	1	0	0
Granville	2	0	0	0	1	0	0
Greene	0	0	0	1	0	0	1
Guilford	8	3	4	5	4	7	10
Halifax	0	0	0	0	1	0	1
Harnett	0	0	1	4	2	4	1

**Domestic Violence Related Homicides, By County  
2014 - 2020**

<b>County</b>	<b>2014</b>	<b>2015</b>	<b>2016</b>	<b>2017</b>	<b>2018</b>	<b>2019</b>	<b>2020</b>
Haywood	2	0	0	2	0	0	2
Henderson	1	0	1	0	1	0	0
Hertford	0	0	0	0	0	0	0
Hoke	0	0	1	0	0	0	2
Iredell	1	2	2	1	0	0	1
Jackson	0	2	1	0	0	1	2
Johnston	2	1	0	1	4	3	4
Jones	0	0	0	1	0	1	1
Lee	0	3	0	0	0	1	1
Lenoir	0	2	1	0	0	0	1
Lincoln	1	0	1	0	0	1	0
Macon	0	0	0	0	0	1	0
Madison	0	2	0	0	0	0	0
Martin	0	0	3	0	0	0	0
McDowell	2	0	0	0	0	0	1
Mecklenburg	9	10	12	22	9	12	17
Mitchell	0	1	1	0	0	0	0
Montgomery	0	0	2	0	0	0	0
Moore	0	1	0	0	1	1	0
Nash	0	0	0	1	0	2	0
New Hanover	1	3	1	4	0	2	0
Northampton	0	0	0	1	0	0	0
Onslow	3	4	3	5	0	1	0
Orange	0	0	0	3	0	2	0
Pamlico	0	0	0	0	1	0	0
Pasquotank	0	0	1	0	1	0	1
Pender	0	0	0	0	0	0	0
Person	0	1	1	0	0	0	1
Pitt	1	3	6	1	2	0	6
Polk	0	1	0	1	2	0	0
Randolph	1	1	2	4	1	2	0
Richmond	2	1	0	3	3	0	2
Robeson	5	3	1	2	4	4	3
Rockingham	0	0	1	0	3	0	1
Rowan	2	1	0	1	1	1	0
Rutherford	0	1	2	0	0	0	0
Sampson	2	2	1	0	0	2	2
Scotland	3	0	0	1	1	1	0
Stanly	0	0	0	0	0	3	0
Stokes	0	3	0	0	0	1	0

**Domestic Violence Related Homicides, By County  
2014 - 2020**

<b>County</b>	<b>2014</b>	<b>2015</b>	<b>2016</b>	<b>2017</b>	<b>2018</b>	<b>2019</b>	<b>2020</b>
Surry	1	0	0	2	2	0	4
Swain	0	0	0	0	0	0	0
Transylvania	1	2	0	0	1	0	0
Union	2	0	1	0	0	3	0
Vance	4	1	1	1	2	2	4
Wake	8	7	10	5	8	5	9
Warren	1	0	1	0	1	2	0
Watauga	0	0	0	0	0	2	0
Wayne	1	1	0	0	1	1	1
Wilkes	1	2	0	1	2	2	1
Wilson	1	1	0	3	0	1	1
Yadkin	0	0	0	1	1	0	0
Yancey	0	0	0	1	0	0	0



## **APPENDICES**

**APPENDIX A - 2020 DOMESTIC VIOLENCE RELATED HOMICIDE  
REPORT FORM**

**APPENDIX B - 2020 HATE CRIME / DOMESTIC VIOLENCE HOMICIDE /  
DEADLY FORCE SUMMARY REPORT FORM**

## Domestic Violence Related Homicide Report

**INSTRUCTIONS**

Pursuant to NC Gen. Stat. § 143B-901, complete this form for homicides in your jurisdiction where there is a personal relationship as defined in NC Gen. Stat. § 50B-1(b) between the victim and the offender. This form should be completed upon the filing of charges, or when charges would have been filed against the offender but for other circumstances (i.e. the offender is now deceased). Complete one form for each qualifying homicide. You may file directly by emailing the form to [DVhomicidereport@ncsbi.gov](mailto:DVhomicidereport@ncsbi.gov). If you are unable to submit electronically, fax to (919) 431-1638. If you have any questions regarding this form, contact SBI Crime Reporting (919) 582-8680.

Reporting Agency		Agency ORI
OCA	Agency Contact Name	Agency Contact Phone
Date of Arrest:	Date of Offense:	

### RELATIONSHIP BETWEEN VICTIM AND OFFENDER

Victim's Relationship to Offender: Please check all that apply. Example: The victim and the offender are \_\_\_\_\_.

Current or former spouse

Persons of opposite sex who live together or have lived together

Related as parents and children, including others acting in loco parentis to a minor child, or as grandparents and grandchildren

Have a child in common

Current or former household members

Persons of the opposite sex who are in a dating relationship or have been in a dating relationship. A dating relationship is one wherein the parties are romantically involved over time and on a continuous basis during the course of the relationship. A casual acquaintance or ordinary fraternization between persons in a business or social context is not a dating relationship.

Gender of the Victim:  MALE  FEMALE \* Complete one report PER VICTIM

Gender of the Offender:  MALE (if multiple, enter # \_\_\_)  FEMALE (if multiple, enter # \_\_\_)

### PROTECTIVE ORDER

Had a Protective Order been issued pursuant to G.S. § 50B-3 to the victim against the offender?

YES  NO

If yes, was it renewed?

YES  NO

Were firearms ordered surrendered pursuant to the protective order (G.S. § 50B-3.1)?

YES  NO

### OFFENDER INFORMATION

Was the Offender on pretrial release pursuant to G.S. § 15A-534.1 for a crime of domestic violence?

YES  NO

If yes, for what charge? (Please list statute number and short title)

Was the victim of the homicide also the victim of the prior crime for which the offender was on pretrial release?

YES  NO

\_\_\_\_\_  
 Signature of Person Completing Report \_\_\_\_\_  
 Title



**NORTH CAROLINA STATE BUREAU OF INVESTIGATION  
 CRIME REPORTING UNIT**

**HATE CRIME - DOMESTIC VIOLENCE HOMICIDE – DEADLY FORCE  
 Offenses Known to Law Enforcement**

**2020 Summary Report**

This report, as required by the Federal Hate Crime Statistics Act of 1990 and North Carolina General Statute § 143B-902, is to be completed once a year and forwarded to the State Bureau of Investigation's Crime Reporting Unit by January 29th. This report is to indicate the total number of hate crimes, domestic violence homicides and deaths as a result of deadly force that occurred in your jurisdiction during the year.

**INSTRUCTIONS**

- ▶ Report the number of hate crimes and domestic-violence-related homicides reported to your agency for EACH MONTH.
- ▶ Report the number of deaths resulting from the use of deadly force by a law enforcement officer in your agency during the course and scope of their official duties.
- ▶ If there are no incidents in any month, you must report "0" for that month for each type incident. Do not leave any month blank.
- ▶ If you have any hate crimes or domestic-violence-related homicides and have not already reported these, you must submit a corresponding Hate Crime Incident Report or Domestic-Violence-Related Homicide Report along with this form.
- ▶ If no incidents occurred, submit only this COMPLETED Summary Report to:

Submit to: NC State Bureau of Investigation Crime Reporting Unit  
 P.O. Box 29500  
 Raleigh, NC 27626  
 Fax: (919) 431-1838 Email: SBCrimeReport@ncsbi.gov

Agency Name: \_\_\_\_\_

ORI: \_\_\_\_\_

**REMEMBER!** If you had no incidents in a month, you must report "0" for that month for each column.

Month	2020			Month	2020		
	Number of Hate Crimes	Number of DV Homicides	Number of Deaths by Deadly Force		Number of Hate Crimes	Number of DV Homicides	Number of Deaths by Deadly Force
January				July			
February				August			
March				September			
April				October			
May				November			
June				December			

Name of Preparer/Title \_\_\_\_\_ Contact Phone Number \_\_\_\_\_

Date \_\_\_\_\_ Contact Email Address \_\_\_\_\_